

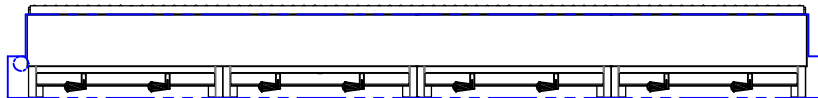

# A4TS or A4TS/SS



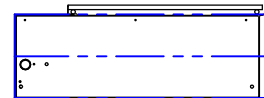
LAZYMAN A4TS or A4TS/SS  
OPEN HEARTH GRILL  
INSTALLATION METHOD #1  
GAS PIPING ROUTED TO REAR  
ISLAND CUTOUT IN BLUE

SCALE: 1:1

TOP VIEW



FRONT VIEW



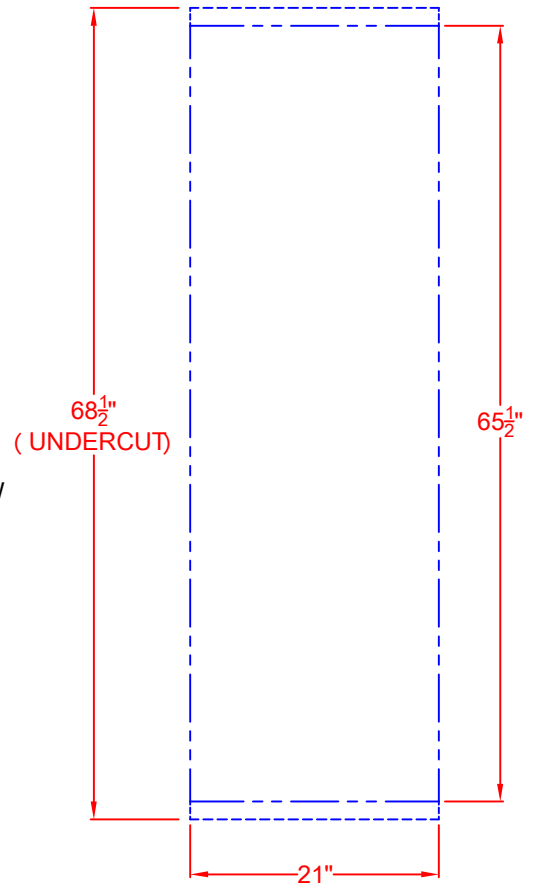
RIGHT SIDE VIEW



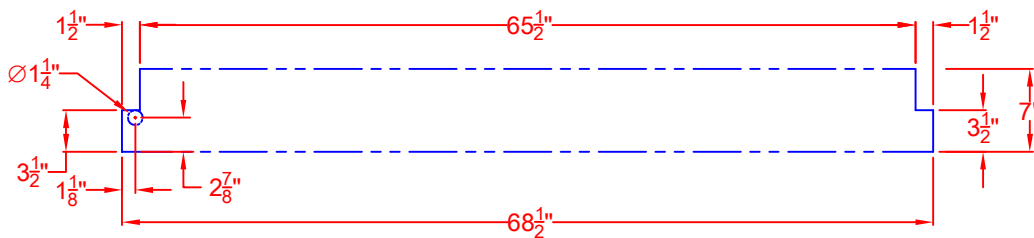
LAZYSMAN A4TS or A4TS/SS  
OPEN HEARTH GRILL  
ISLAND CUTOUT  
INSTALLATION METHOD #1  
GAS PIPING ROUTED TO REAR

SCALE: 1:1

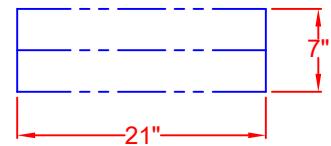
TOP VIEW



FRONT VIEW



RIGHT SIDE VIEW

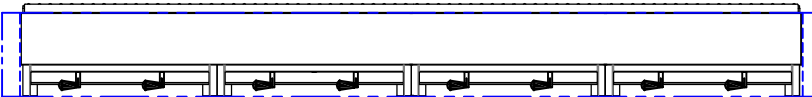





LAZYSMAN A4TS or A4TS/SS  
OPEN HEARTH GRILL  
INSTALLATION METHOD #2  
GAS PIPING ROUTED  
STRAIGHT DOWN  
ISLAND CUTOUT IN BLUE

SCALE: 1:1

TOP VIEW



FRONT VIEW



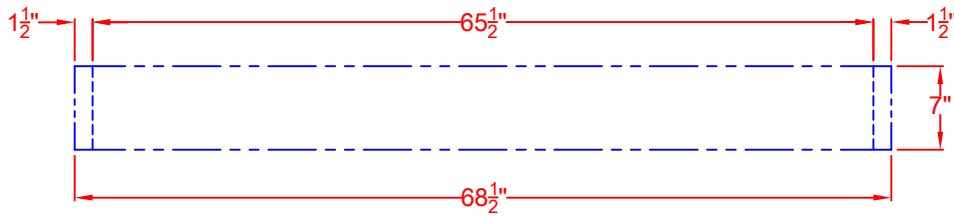
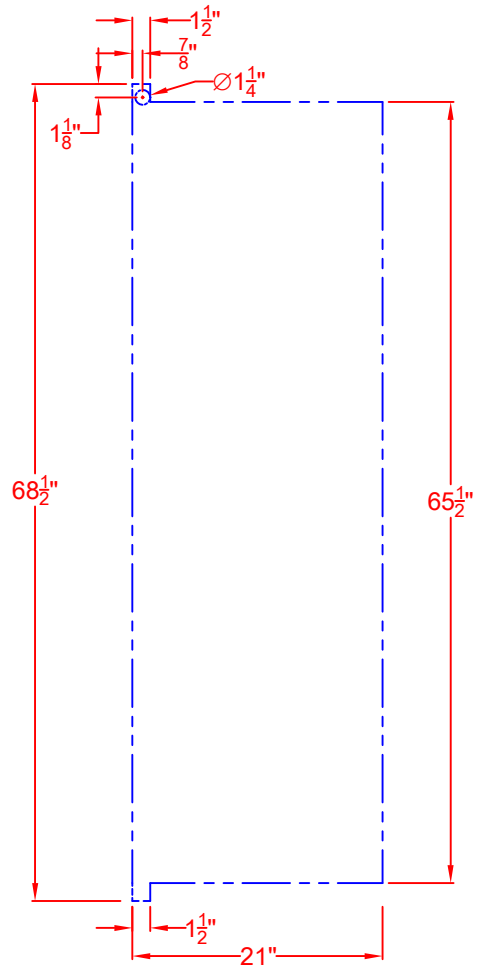
RIGHT SIDE VIEW



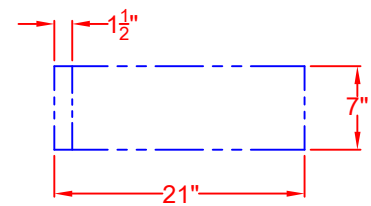
LAZYMEN A4TS or A4TS/SS  
OPEN HEARTH GRILL  
ISLAND CUTOUT  
INSTALLATION METHOD #2  
GAS PIPING ROUTED  
STRAIGHT DOWN

SCALE: 1:1

TOP VIEW



FRONT VIEW



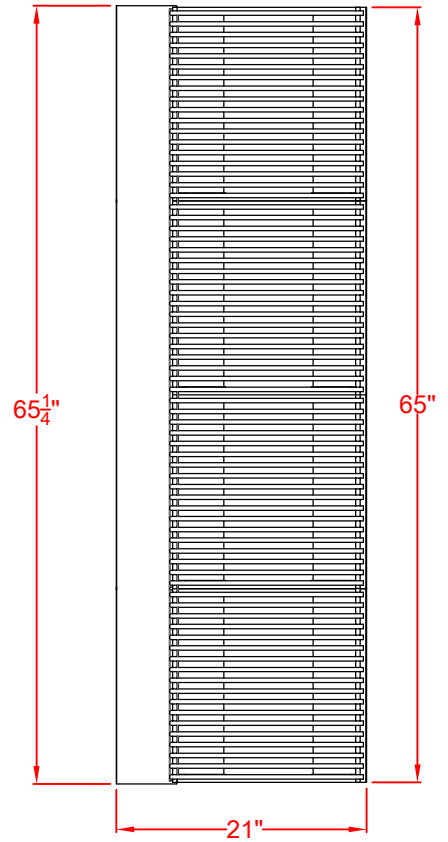
RIGHT SIDE VIEW



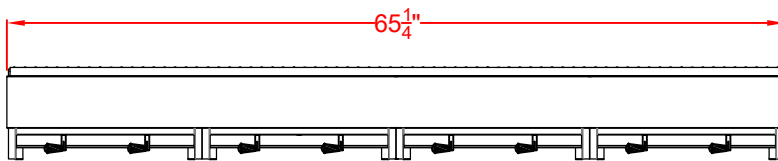
LAZYMEN A4TS or A4TS/SS  
OPEN HEARTH GRILL  
WITH DIMENSIONS

SCALE: 1:1

TOP VIEW



FRONT VIEW



RIGHT SIDE VIEW

